



Inkster School

633 Inkster Boulevard, Winnipeg, MB R2W 0L3

(204) 589-4383 Fax: (204) 582-1736

<https://www.winnipegsd.ca/inkster>

February 2022 / March 2022

Principal: Ms. J Rogoski



Dear Parents / Guardians,

Please take the time to read through the newsletter thoroughly and pay particular attention to illness and isolation requirements.

Many families report to Safe Arrival and choose "Other Reason" for their child's absence. It is helpful for us to know why your child is away. Please try and be as specific as you can.

There are still many cold days to come so please make sure that your children are dressed appropriately for the weather (ski pants, boots, mitts, scarf, hat etc.). We have several winter items at the school should students need. We have had a wonderful donation of beautiful knitted hats, mitts and scarves from Atlantic Garden City United Church! We are grateful.

Spring is coming, days will be brighter for longer. Better days are ahead!

Stay well,

Ms. J. Rogoski

Principal



Inkster School has a lot to be proud of!

Back in November of 2021, Kate, Paola, Macie, Yzzy, Louie, and Payton had their first meeting with Ms. Armstrong to discuss the idea of doing something for our Winnipeg community. The students considered a variety of organizations, and voted for Willow Place and K9 Advocates Manitoba.

Willow Place is an emergency shelter for women and children experiencing domestic violence. They provide small, safe living quarters, and in-house schooling while these families try to get on their feet. While Willow Place is usually full, since Covid appeared, they have had to turn dozens of families away because they can't meet the increased need.

For children currently at Willow Place, Covid has presented an additional challenge: they're bored! Due to the need to stay distanced, they can't socialize with their new friends. So Willow Place asked if our Leadership team could provide some "craft kits" for their children, who usually range in age from infant to ten years old. Of course Kate, Paola, Macie, Yzzy, Louie, and Payton took up that challenge! During meetings they brainstormed lists of craft ideas and needed supplies, and started assembling kits for things like friendship bracelets, pom-pom making, a variety of papercrafts, cross-stitch, paint-by-number, found-object mobiles, self-laminating bookmarks, and more.



In addition to supporting Willow Place, the Leadership team felt it was important to also support an animal-focussed charity. K9 Advocates Manitoba was a perfect fit. Not only do they help rescue feral animals, they also work collaboratively with Northern communities to provide access to vet care, and foster hundreds of dogs across the province each year on their way to finding them "forever" homes.

On this organization's wish list, along with particular kinds of dog food, puppy pads, and other specialty items, was gently-used blankets, sheets, and towels. As soon as Leadership realized nearly all of them could think of at least one person with extra blankets lying around, they realized they'd found their focus!



Continued...

With their goals decided on, the Leadership team started organizing the nitty-gritty of their project. Would the prospect of winning a prize encourage our students to contribute more, or was it best to simply ask for donations? How and where would they collect and store money, and for how long? How could they track who brought in blankets, sheets, and towels? How could they make donations of any size count? How could they promote their efforts with staff, families, and students? And, how would Covid safety restrictions be respected during all of this? All these questions and more were discussed, voted on, and decided by the students, with guidance from Ms. Armstrong.

In the end, Leadership decided to offer small prize-bags to the classrooms that brought in the most blankets/sheets/towels, raised the most money, and gathered the HEAVIEST amount of money. They coloured a poster for the hallway, distributed “blanket tickets” to be handed out by classroom teachers, and “coin buckets” for each classroom. Leadership students drafted emails to staff and letters home, brought the “coin buckets” to every classroom each morning, and gathered them up every afternoon.

The coin drive and blanket drive became the talk of Inkster school for the last two weeks of December. Grade 5 students brought in rolls of nickels instead of loonies, while Grade 1 students walked down the hall dragging shopping bags of blankets nearly as big as them! Meanwhile, staff showed constant support with donations of blankets, craft items, and prizes, handed out dozens of blanket tickets for students to add to Mavis the dog’s poster, and happily joined in on conversations about it all with their students.



Continued...

Finally it was time. The Leadership team counted the number of blankets, sheets, and towels donated, and sorted and counted all the tickets for each class. They brought the coin buckets to the music-room and started counting – and counting . . . and counting . . . It took six students and one teacher more than eight hours over four days to get it done! When they realized the totals, their jaws dropped. Then they had to keep the secret as they counted and assembled 70 treat-bags for the winning classes, and counted out individual tokens of appreciation such as pencils and sheets of rainbow-paper for students in all classes. Everyone was going to be able to join in the fun on the last day of school! At 1:30pm on the last day of school before Winter Break, Ms. Rogoski picked up the microphone and began Inkster School's most exciting announcement of 2021. Students and staff alike listened with baited breath.



The total number of blankets, sheets, and towels gathered for K9 Advocates Manitoba? 118. And the winning classroom, donating 46 of those items? Room 3.


The heaviest amount of money raised: over 3,000 grams. And the classroom that did it? Room 8!

Finally, the grand total. With the combined efforts of families, students, and staff, Inkster School raised . . . drumroll please . . . \$839.20! 30% of that will go to K9 Advocates, and 70% to Willow Place via craft kits and direct donation. The classroom that raised the most, at a total of \$160, was . . . Room 36!

The cheers could be heard from one end of the school to the other.

The Leadership team loaded the prize bags onto a cart, and distributed them as well as the tokens of appreciation. They lugged all the money to the school safe, and formed a relay system to bring all the blankets, sheets, and towels from the hallway to the music room – and then made sure they all got squished into one of the huge drum cupboards, before leaving for Winter Break.

While Covid has impacted many of our lives in and out of school, what Inkster School managed to accomplish in the last weeks of 2021 is nothing less than inspiring. More than one adult was brought to tears of surprise and happiness when looking at the results, and we can only imagine how much these donations will improve the lives of people and animals through Willow Place and K9 Advocates Manitoba.

Congratulations, Inkster School! You did good. 

Coin & Blanket Drives By the Numbers:

Total nickels counted: 2,288 (\$114.40)
Total dimes counted: 2,312 (\$231.20)
Total quarters counted: 738 (\$184.50)
Total loonies counted: 106 (\$106)
Total toonies counted: 59 (\$118)
Total bills counted: 5x5, 10x1, 20x2 (\$60)

Coin & Blanket Drives Results:

Total blankets/sheets/towels donated: 118

Classroom with most items donated: Room 3, with 46 items!
(Runners-up: Room 8 with 42, and Room 4 with 14.)

Classroom with heaviest amount of money: Room 8, with 4,174 grams!
(Runners-up: Room 6 with 2,738, and Room 7 with 3,006.)

Total amount of money raised: \$839.20

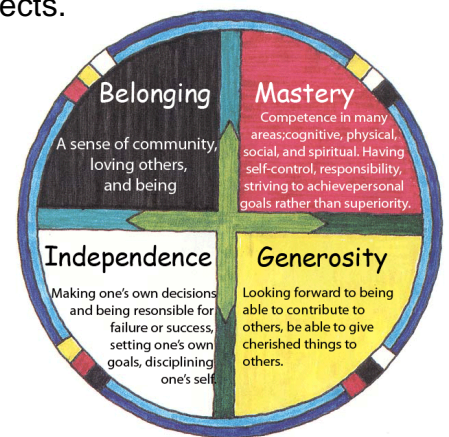
Classroom with highest amount of money: Room 36, with \$160!
(Runners-up: Room 6 with \$150.60, and Room 8 with \$150.10.)

Room 3 Helping HEROES!


Starting in February, the grade 1/2 students in room 3 will be participating in a variety of student driven kindness initiatives that encourage helping others.

Students have taken special pride in helping and giving to others, animals and the environment. Students in room 3 will conduct random acts of kindness to help promote empathy within our students and community. Room 3 will be learning about the Circle of Courage and incorporating independence, belonging, mastery and generosity throughout their projects.

Some of the projects include: baking for the homeless, growing plants for neighbors, sending cards to cancer patients and collecting supplies for animal shelters.



Congratulations to Ms. Peake and the students of room 3 for receiving a \$500 grant from the Winnipeg Police Association (WPA), along with a supply of *Cool 2Be Kind* sunglasses, buttons & stickers to distribute to students. This \$500 grant will be used by the students in room 3 for their Helping Heroes kindness project outline above!



Room 3 is excited that their garden is starting to produce food for them to eat. We have been enjoying lettuce, parsley, basil and beans. We can't wait for our celery and peas!!

We also have brave students that are willing to help out with our composting red wiggler worms. They are making dirt for us to add to our garden.





Camp Manitou

On Thursday, February 10th, 2022, the grade 5 and 6 students will be going on a day trip to Camp Manitou! There are no fees for students to attend.

Public Health Orders will be followed throughout the day. Each classroom will be travelling on their own bus and remain only with their classroom for the entire day while at camp.

IMPORTANT: Students will need to be at school by 8:30am as the buses will be leaving at 8:45am sharp. We will be leaving Camp Manitou at 3:00pm and should be back by 3:30pm for dismissal. Students are required to bring a bag lunch that does not need to be warmed up. They should also bring a refillable water bottle as they will be participating in many physical activities throughout the day. The activities that students will be participating in are:

- Skiing
- Broomball
- Ice Skating (If students have their own skates and helmet they can bring them in a bag)
- Fire and Bannock making
- Tobogganing

Please check the weather forecast in the morning and make sure your child dresses accordingly. It would be beneficial to dress in layers so your child can remove articles of clothing if they become too hot.

If you choose not to send your child to Camp Manitou, we would ask that you plan to keep them home for the day. If you have any questions or concerns feel free to contact the school at (204) 589-4383.



WINNIPEG SCHOOL DIVISION

Winnipeg School Division's Annual Report to the community

We are pleased to share with you the 2020/2021 WSD Annual Report to the Community, posted on our website at the following links:

Page <https://www.winnipegssd.ca/page/12021/annual-report-to-the-community>

Document

<https://sbwssdstor.blob.core.windows.net/media/Default/medialib/annual-report-2020-21.26470818624.pdf>



Inkster staff and students would like to give a huge shout out to Linda Blair and Inkster Community Child Care Inc. for the generous cash donation that provided funds to buy every classroom at Inkster School new recess equipment after the devastating fire on our school play structure. Thank you!





WINNIPEG SCHOOL DIVISION

When to Stay Home

Safe school attendance is a priority for student learning.

Follow Public Health directions for self-isolating to help keep your child, other students and school staff safe.

Students must stay home if they:

- have tested positive for COVID-19 either at a provincial lab or using a rapid antigen test.
- develop COVID-19 symptoms and are not tested or are awaiting test results.
- have travelled internationally.**
- have been tested due to a potential exposure to COVID-19 such as travel or close contacts, and are waiting for test results.
- have cold or flu-like symptoms but have NOT been exposed to COVID through travel or close contact with a case.
- have a household member who has tested positive or has symptoms.*

*Exceptions to self-isolation are allowed for asymptomatic household members if they are fully vaccinated at the time of exposure or if they have had a PCR confirmed infection in the past six months.

**Unvaccinated children under 12 years travelling with vaccinated or unvaccinated individuals are not permitted to attend school or daycare for 14 days after arrival in Canada. Fully vaccinated travellers who are asymptomatic are exempt from self-isolation, but must follow [Federal testing and isolation/self-isolation requirements](#).

The duration of self-isolation depends on your child's vaccination status.

Fully vaccinated and NO symptoms – isolate for five days from date of positive test

Fully vaccinated and HAS symptoms – isolate for five days from the day symptoms started or the date of their positive test (whichever is later). Continue to isolate until there is no longer a fever and other symptoms have been improving over the previous 24 hours.

Not fully vaccinated – isolate for 10 days from the day symptoms started or the date of their positive test (whichever is later). Continue to isolate until there is no longer a fever and other symptoms have been improving over the previous 24 hours.



If you're unsure if your child should stay home or attend school, complete the Shared Health screening tool on line or by phone:

<https://sharedhealthmb.ca/covid19/screening-tool>

Call 1-877-308-9038



PLEASE READ: IMPORTANT MESSAGE



Parents, due to the ever changing Manitoba Public Health Guidelines, it is important that you are aware of the current Covid Protocols in place.

Please know that if your child presents with ANY cold or flu-like symptoms, they cannot be at school. In order to ensure the safety of all children and staff in our school, if your child presents with any symptoms while at school, they will be isolated in our sick room and sent home based on the Manitoba Public Health guidelines.

We are taking any signs of illness very seriously in our school. Public Health recommends that anyone who has cold or flu-like symptoms listed in the attached document “COVID-19 Screening Questions” should self-isolate and either go for COVID19 PCR testing or use a Rapid Antigen Test (RAT). By getting your child tested, you are helping to keep your family and community healthy.

Positive test result If your child tests positive for COVID-19, with either a PCR or RAT, they must self-isolate based on their vaccination status: **Fully vaccinated**– isolate for five days from the day symptoms started or the date of their positive test (whichever is later). Continue to isolate until they no longer have a fever and their other symptoms have been improving over the past 24 hours. Fully vaccinated people who have finished their isolation must wear a medical grade mask in public setting for five days after their initial isolation. **Not fully vaccinated** – isolate for 10 days from the day symptoms started or the date of their positive test (whichever is later). Continue to isolate until they no longer have a fever and their other symptoms have been improving over the past 24 hours.

Negative test result

If your child's **PCR result** is negative, they must stay home until they no longer have a fever and their other symptoms have been improving over the past 24 hours

If your child's **RAT result** is negative, they may still have COVID-19, could still be contagious and the test is simply not picking it up. It can take some time for the amount of proteins to increase high enough to be detectable by RAT.

Repeat the test again after 24 hours. If the repeat test is negative, repeat the test again, for a third time, after another 24 hours. If it continues to show negative, your child must then stay home until they no longer have a fever and their other symptoms have been improving over the past 24 hours.

If you choose not to have your child tested for COVID-19, they will need to isolate for either five or ten days (depending on whether they are vaccinated) from when they first showed symptoms, and until they no longer have a fever and their other symptoms have been improving over the past 24 hours.

Please be advised that if your child returns to school before the self-isolation period is complete, they will be sent home unless they have negative test results as outlined above.

Thank you for your continued support and understanding.

Inkster School Parents Advisory Council

We, as a council, would like to thank & commend the Inkster staff & administration for the wonderful job they are doing in keeping our children safe, happy, healthy, and educated during these unique times!
Keep up the great work!

PAC Meetings are held on the first Tuesday of every month; all done online now due to Covid restrictions.

Next Meeting:

(Meeting Link to be emailed out Monday/31st)

Tues, February 1st 2022

START TIME: 6PM

Upcoming agenda: how things are progressing so far this School Year, prospective fundraising, lunch program, and monthly principal's report.

We hope to see you there, virtually.

Dwayne McIvor/Chairperson

Please check out our ongoing fundraiser:

www.oliverslabels.com/inkster



Inkster School has a strong Parent Advisory Council that works in cooperation with the school. Although there are a number of dedicated parents and grandparents who have already signed up for PAC related Committees, they want and need your support.



Student's of Room 8 Create and Host their own Stop Animation Short Movie Film Festival

Back Story: Two and half weeks before school was to close for the winter break. Room 8 embarked on an integrated learning journey. The task was to create a short film using the app SMOOVie with a Gingerbread character.

The audience - School students, to be viewed at a film festival on the last day of school.

Process: A timeline was co-created and partners were randomly selected.

Skills focused on: Collaboration, Communication, creating and critical thinking as the foundation. Other language skills included speaking, listening, viewing, creating original text using a storyboard. Once storyboards were created and characters alive from clay we invited Gina Florendo WSD Steam support to review the Smoovie app, lend us devices and offer tips.





Digital movie making is a rich activity with so many layered aspects.

Ad posters for each film, ads for the film festival, organizing the viewing schedule, program, decorations and snacks were ancillary but important to the culmination celebration.





Post Reflection

Q & A

How did you make your film? Explain the steps. Describe the process.

- Make a plan
- Talk it out
- Make characters
- Start taking photos Smovie
- Edit on IMovie
- We used an app called Smoovie which is used to make stop motion animations and had a storyboard. We split our film into little parts that made up the film and took pictures and in each picture the characters would move just a little bit because if you made them move a lot in each picture your animation would be too fast. After we finished the animation we added audio.
- We took thousands of pictures on smoovie of little steps and movements which is called stop motion animation. After we were done all of that we
- put it in imovie and edited it and put sound effects.
- First we made our character using clay. We made different faces so we could change our character's emotions. Then we started filming. My partner and I took turns on filming and moving the characters and objects.

Step 1. Make the characters

Step 2. Make sure they don't break

Step 3. Make sure they stand

Step 4. Make the props (in our case, the oven)

Step 5. Obtain a camera

Step 6. Place the characters in the position we want them in

Step 7. Take Lots of photos

Step 8. Repeat Step 6 and 7

- We had 2 days to make everything out of plasticine. The zipline was made using an iPad holder, string, a container and tape. We used toothpicks to switch the gingerbread man's faces but we made him so thin that he couldn't stand. We took 1455 photos on SMOOVIE to make it stop motion. We used a pipe cleaner and put plasticine on top of it and added some more plasticine at the bottom as a stand. We started filming at the front doors and made him walk to room 9, that's where we did the candy cane man part. Eventually we switched rooms so we finished the rest in our room. We finished the last part where he jumps in the stocking in the library. I added background music and sound effects to our film so it wasn't boring. I recorded my voice for the intro and it was ready to show the school.






What was the most fun part of making your film? What made it fun?

- It was animating for me because we got to experiment with it a bit.
- Taking the pictures and seeing everyone's reaction watching our film.
- To make the characters out of plasticine.
- The most fun part about making the film was editing it. It was fun to edit because you could see the film finally coming together.
- Making characters and editing
- Working with my partner
- Making the gingerbread man and the girl with clay was fun
- The fun part of the film was making the characters and story because we got to use our creativity
 - Making the characters! The elf was especially fun to make because he was supposed to look melted!
 - Voice acting in the film.
 - Working with my friend and making the character.
 - Working and laughing with my partner or walking our clay figurines across a patrol flag. I thought this was more fun than our minecraft project because we can use creativity.
- Funny you say?! Well apparently the part that was funny was making the Dinosaur part running to the gym.
- My favorite part was editing. I just found it so much fun going through different apps



REMINDERS...





*Arrival time – Please ensure that your children do not arrive too early in the morning or at lunch as the weather has been extremely cold and children cannot enter until the school bell rings. Additionally, there is no supervision until 8:45am and 12:45 pm respectively. Students should report to their classroom line upon arrival.

**Screening – We are asking that all families screen their children every morning prior to coming to school. If your child is ill, they need to stay home.

***Entry to the Building – The doors will be locked at 9:00am and will remain locked throughout the day. If you need to come to the school for a pre-scheduled appointment go to the front door and call the school at 204-589-4383 or use the intercom at the front door to contact the office.



 **Stay Connected!**
Follow us on Instagram at
@Inkster_school
or visit our website

<https://www.winnipegssd.ca/inkster>



Inkster School



Black History Month

I Love to Read Month

Monthly Calendar

February 2022

Sunday	Monday	Tuesday	Wednesday	Thursday	Friday	Saturday
		1/Day 4	2/Day 5	3/Day 6	4/Day 1 Non Instructional Day No Classes	5
6	7/Day 2	8/Day 3 Vaccine Clinic 9:00 am- 3:30 pm	9/Day 4	10/Day 5 Grade 5/6 Camp Manitou	11/Day 6	12
13	14/Day 1 Valentine's Day	15/Day 2	16/Day 3	17/Day 4	18/Day 5	19
20	21 Louis Riel Day No School	22/Day 6	23/Day 1	24/Day 2	25/Day 3	26
27	28/Day 4					

Please look for information, via school messenger coming out in the next few weeks about the special celebrations taking place during the month of February.

Monthly Calendar

March 2022

Sunday	Monday	Tuesday	Wednesday	Thursday	Friday	Saturday
		1/Day 5	2/Day 6	3/Day 1	4/Day 2	5
6	7/Day 3	8/Day 4	9/Day 5	10/Day 6	11/Day 1	12
13	14/Day 2	15/Day 3	16/Day 4	17/Day 5 Parent Teacher Conferences Evening	18/Day 6 Parent Teacher Conferences No Classes	19
20	21/Day 1	22/Day 2	23/Day 3	24/Day 4	25/Day 5 Last Day of School Before Spring Break	26
27	28	29	30	31		29

← Spring Break →





Monthly Calendar

April 2022

Sunday	Monday	Tuesday	Wednesday	Thursday	Friday	Saturday
					1	2
3	4/Day 6 School Resumes	5/Day 1	6/Day 2	7/Day 3	8/Day 4	9
10	11/Day 5	12/Day 6	13/Day 1	14/Day 2	15 Good Friday No School	16
17	18/Day 3	19/Day 4	20/Day 5	21/Day 6	22/Day 1 Non Instructional Day No Classes	23
24	25/Day 2	26/Day 3	27/Day 4	28/Day 5	29/Day 6	30

