



THE PARENTS & GUARDIANS' GUIDE TO GOOGLE CLASSROOM in WSD

What is Google Classroom?

Think of Google Classroom (GC) as your child's digital link to learning.

Teachers use GC to share assignments, homework, newsletters, and much more with students AND parents! During Home Learning is a means of communicating with students on a regular basis.

Getting Started

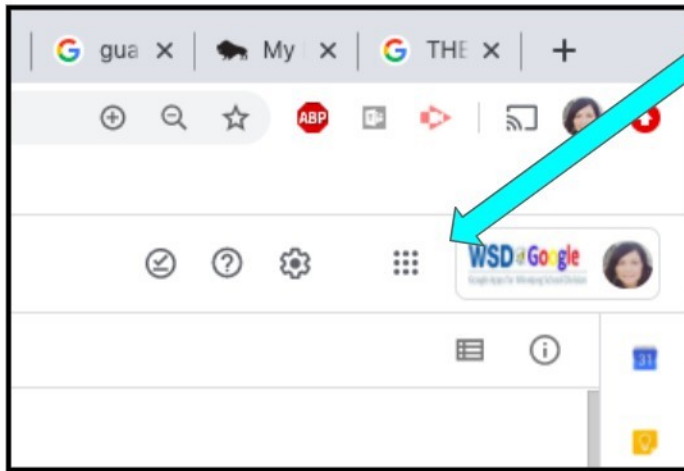
Your child has been provided with a **WSD login and password** that is unique to them.

1. Click on the Google Chrome Browser icon. If you do not have Chrome you can use a different Internet browser like Firefox, or Edge.
2. Type <https://goo.gl/S0g7kR> into your web address bar. You may want to bookmark this web address.

The image is a screenshot of a web page for logging into Google Apps. The page has a blue background with a geometric pattern. The text on the page reads: "Winnipeg School Division Office365 / Discovery Ed / Google Apps Login". Below this, it says "Sign in with your organizational account". There are two input fields: one for "Email or phone number" with the example "username@example.com" and one for "Password". A blue "Sign in" button is positioned below the password field. At the bottom, there are instructions: "Student username example: username@wdsb.org" and "Staff username example: username@wdsb.org", along with a link "To change your password click here."

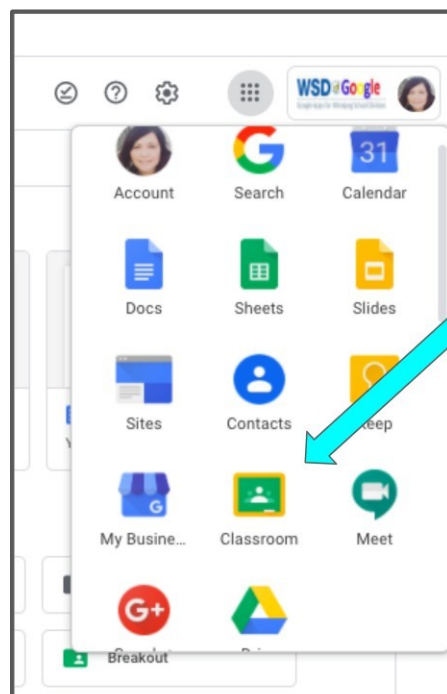
3. Sign in with your child's username and password.

4. You will now see that you are signed in to your Google Apps for Education account!
Click on the 9 squares (Waffle/Rubik's Cube) icon in the top right hand corner to see the Google Suite of Products!

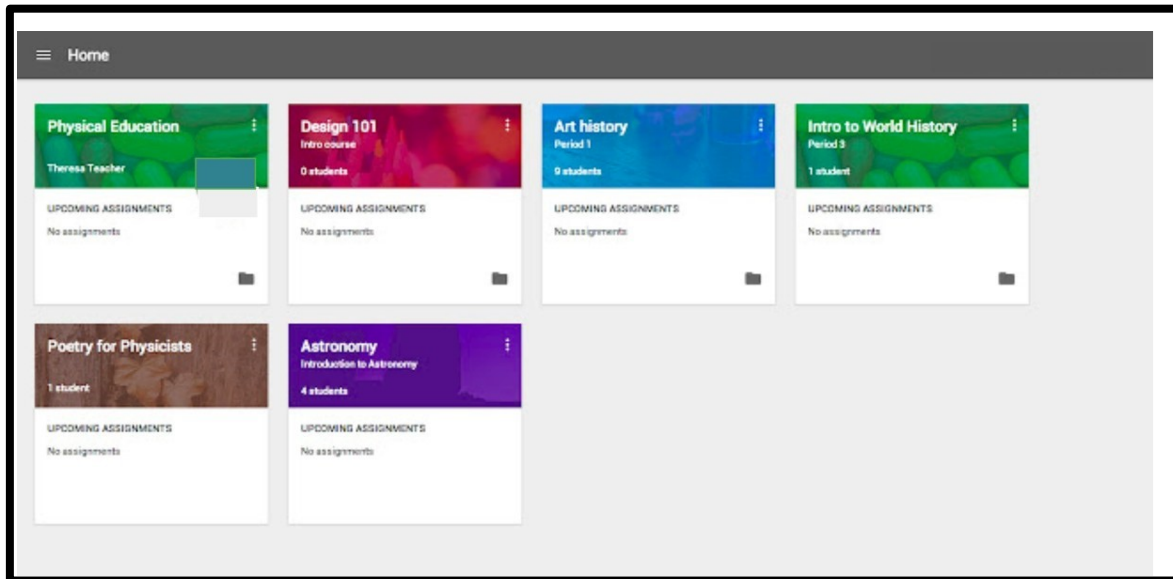


Navigating Classroom?


1. Once you have clicked on the waffle button, find the Google Classroom icon. You may need to scroll down a little.



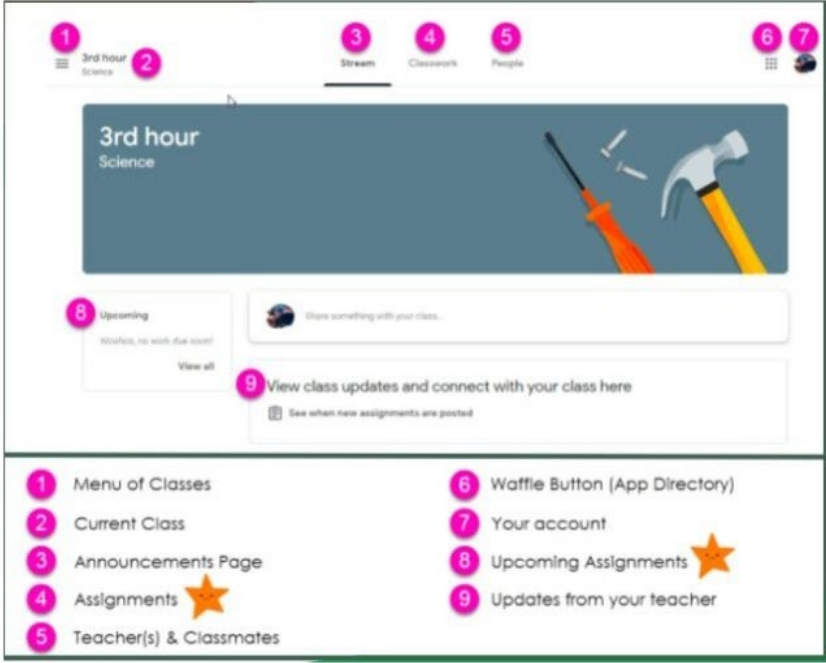
2. Click on the class you wish to view.



3. Check out all of the features Google Classroom has to offer such as Announcements page, upcoming assignments etc. Reach out to your child's teacher with any questions you may have.



High Interest for Parents



<ul style="list-style-type: none"> 1 Menu of Classes 2 Current Class 3 Announcements Page 4 Assignments 5 Teacher(s) & Classmates 	<ul style="list-style-type: none"> 6 Waffle Button (App Directory) 7 Your account 8 Upcoming Assignments 9 Updates from your teacher
---	---